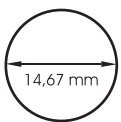
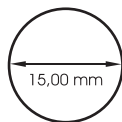


POMIAR Z SZABLONU

1. Poniżej podane są rozmiary europejskie od 7-30.
2. Aby odpowiednio odnaleźć swój rozmiar należy wydrukować dokument zaznaczając opcję bez marginesów.
3. Po wydrukowaniu prosimy zmierzyć czy odcinek umieszczony poniżej tekstu ma dokładnie 10 mm. Jeśli tak można rozpocząć przymiarkę za pomocą suwmiarki lub pierścienka który służy nam za model pomiarowy. Linia wewnętrzna pierścienka powinna zrównać się z odpowiednim okręgiem z szablonu.



7



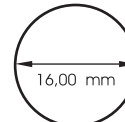
8



9



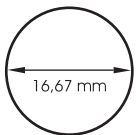
10



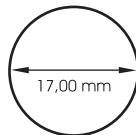
11



12



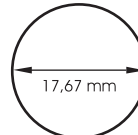
13



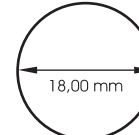
14



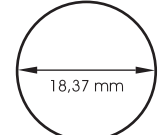
15



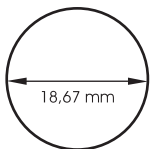
16



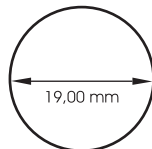
17



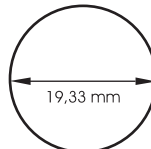
18



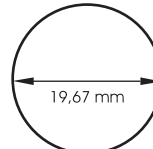
19



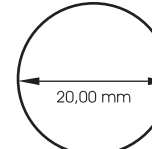
20



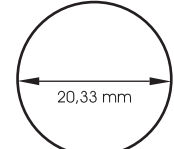
21



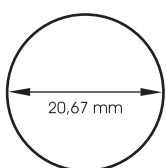
22



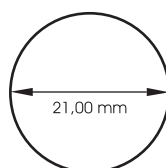
23



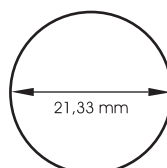
24



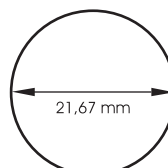
25



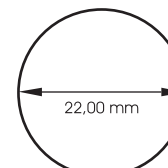
26



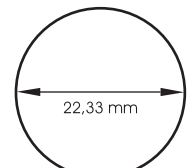
27



28



29



30